



Extract from our online catalogue:

crm+600/D/TC/E

Current to: 2023-11-13



Wear-resistant PEEK film protects the sensor membrane from chemicals, contamination and caking.

HIGHLIGHTS

- › Ultrasonic transducer protected by PEEK film › for simple cleaning and high resistance to wear
- › Stainless-steel housing
- › Digital display with direct measured value output in mm/cm or %
- › IO-Link interface › for support of the new industry standard
- › Numeric configuration of the sensor using digital display › permits the complete advance configuration of the sensor
- › Automatic synchronisation and multiplex operation › for simultaneous operation of up to ten sensors in close quarters

BASICS

- › 1 Push-Pull switching output › pnp or npn basis
- › 1 or 2 switching outputs in pnp variant
- › Analogue output 4–20 mA and 0–10 V › with automatic switching between current and voltage outputs
- › 5 detection ranges with a measurement range of 30 mm to 8 m
- › microsonic Teach-in using T1 or T2 buttons
- › 0.025 mm to 2.4 mm resolution
- › Temperature compensation
- › 9–30 V operating voltage
- › LinkControl › for configuration of sensors from a PC

Description

Sensor membrane with wear-resistant protective film




In many filling processes, spray on the sensor membrane simply cannot be avoided. These sprays often harden so that after longer periods of operation contamination can only be removed from the sensor membrane by mechanical means. The new protective film of the crm+ sensors now makes it easy to remove caked-on soiling, such as hardened casting compound and cement spatter.

The protective film is also highly resistant to corrosive media. The threaded sleeve is made of 1.4571 stainless steel.



TouchControl with LED display - Wear-resistant PEEK protective film

There are three output stages available for all five detection ranges:

-  1 pnp switching output, optionally in pnp or Push-Pull circuitry
-  2 pnp switching outputs
-  1 analogue output 4–20 mA and 0–10 V

The crm+ sensors with switching output have three operating modes:

- › Single switching point
- › Two-way reflective barrier
- › Window mode

With TouchControl

all configuration can be done right at the sensor. The easily legible three-digit LED display continually shows the current

distance value and automatically switches between millimetre and centimetre displays.

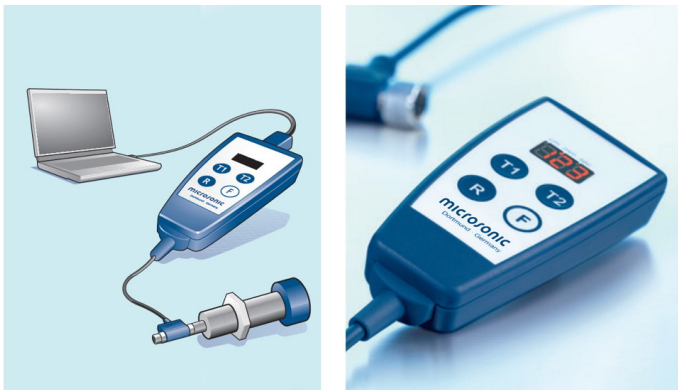
Setting a switching or analogue output

can optionally be carried out by numeric input of the desired distance values, or using a teach-in procedure. This permits the user to select the configuration method preferred.

The crm+ sensors support synchronisation and multiplex operation and have extensive parameterisation options via LinkControl. For detailed information, please see at [mic+ sensors](#) .

LinkControl

consists of the **LinkControl adapter** and the **LinkControl software** and facilitates the configuration of the crm+ sensors via a PC or laptop with any conventional Windows® operating system.



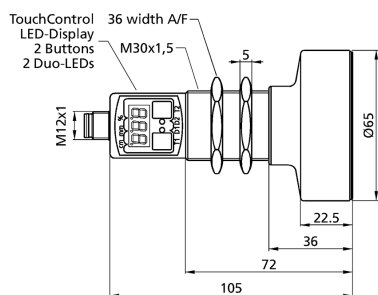
Sensor connected to the PC via LCA-2 for programming

IO-Link integrated

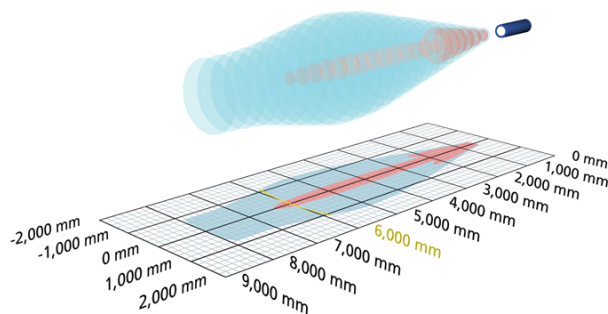
in version 1.1. The crm+ ultrasonic sensors are equipped with Smart Sensor Profile, which creates more transparency between IO-Link devices.

crm+600/D/TC/E

scale drawing



detection zone



1 x pnp



8,000 mm

measuring range

600 - 8.000 mm

design

cylindrical M30

operating mode

proximity switch/reflective mode
reflective barrier
window mode

particularities

high chemical resistance
stainless steel version
display

ultrasonic-specific

means of measurement

echo propagation time measurement

transducer frequency

80 kHz

blind zone

600 mm

operating range

6,000 mm

maximum range

8,000 mm

resolution

0.18 mm

reproducibility

± 0.15 %

accuracy

± 1 % (temperature drift internally compensated)

electrical data

operating voltage U_B

9 - 30 V d.c., reverse polarity protection

voltage ripple

± 10 %

no-load current consumption

≤ 80 mA

type of connection

5-pin M12 initiator plug

crm+600/D/TC/E

outputs

output 1	switching output pnp: $I_{\max} = 200 \text{ mA}$ ($U_B = 2V$) NOC/NCC adjustable, short-circuit-proof
switching hysteresis	100 mm
switching frequency	3 Hz
response time	240 ms
delay prior to availability	< 450 ms

inputs

input 1	com input synchronisation input
---------	------------------------------------

housing

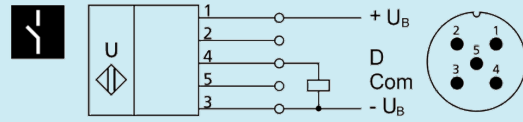
material	stainless steel, plastic parts: PBT, TPU
ultrasonic transducer	coated with PEEK film, PTFE O-ring
class of protection to EN 60529	IP 67
operating temperature	-25°C to +70°C
storage temperature	-40°C to +85°C
weight	270 g
further versions	cable connection (on request)

technical features/characteristics

temperature compensation	yes
controls	2 push-buttons + LED display (TouchControl)
scope for settings	Teach-in and numeric configuration via TouchControl LCA-2 with LinkControl
Synchronisation	yes
multiplex	yes
indicators	3-digit LED display, 2 x three-colour LED
particularities	high chemical resistance stainless steel version display

crm+600/D/TC/E

pin assignment



order no.

crm+600/D/TC/E

The content of this document is subject to technical changes.
Specifications in this document are presented in a descriptive way
only. They do not warrant any product features.