



Extract from our online catalogue:

ews-15/M18/CD Set

Current to: 2023-11-13



Ultrasonic through-beam sensor in different housings

HIGHLIGHTS

- › Transmitter and receiver › in miniature cubic or M18 housing
- › Installation-compatible with many light barriers › a true alternative for critical applications
- › Up to 500 Hz switching frequency › for fast sampling

BASICS

- › 1 switching output in pnp variant
- › Teach-in using a button
- › Working distance between the transmitter and the receiver selectable from 10 to 2,500 mm
- › 20-30 V operating voltage

Overview

Ultrasonic through-beam barrier ew's

for contact-free detection of objects specially in the most diverse applications e.g. with bottles or plastic foils. The through-beam sensor ew's is available as a cuboid miniature housing and a cylindrical M18 housing. The ew's family covers a working range of 10 mm to 2,500 mm.

A through-beam barrier

consists of two constructively-identical units which are operated as a transmitter and a receiver. The two units recognize whether they are intended to work as a transmitter or a receiver via the control input. If pin 2 +UB is activated, this unit functions as a transmitter.



The functional principle ultrasonic through-beam barrier

The functional principle

one through-beam sensor ew's, set as transmitter, sends cyclic sound impulses, received by another one, set as receiver. If an object interrupts the pulses between the transmitter and the receiver, the switching output of the receiver is set.

Teach-in

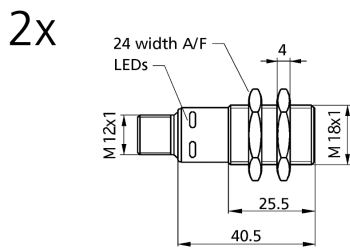
The button on the top of the cubic through-beam barrier ew's-15/CD allows for a convenient configuration of the response time and the output function (NOC/NCC) of the receiver. The response time and an off-delay of 6.9 ms can be set. At the through-beam barrier in the M18 housing, response time and output function can be set at Pin 2.

Two LEDs

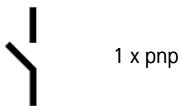
show the operating state and the state of the switching output of the receiver.

ews-15/M18/CD Set

scale drawing



detection zone



working range	10 - 150 mm
design	cylindrical M18
operating mode	one-way barrier
particularities	receiver for ultrasonic through-beam barrier transmitter for ultrasonic through-beam barrier

ultrasonic-specific

means of measurement	Transmitter-receiver pulse mode
transducer frequency	380 kHz

electrical data

operating voltage U_B	10 - 30 V d.c., reverse polarity protection
voltage ripple	$\pm 10 \%$
no-load current consumption	as emitter ≤ 45 mA, as receiver ≤ 25 mA
type of connection	4-pin M12 initiator plug

ews-15/M18/CD Set

outputs

output 1	switching output pnp: $I_{\max} = 200 \text{ mA}$ ($U_B = 2V$) NOC/NCC adjustable, short-circuit-proof
switching frequency	500 Hz, with activated filter 125 Hz
response time	2 ms, with activated filter 6 ms
delay prior to availability	< 300 ms

inputs

input 1	control input Teach-in input
---------	---------------------------------

housing

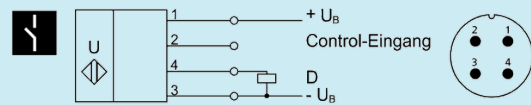
material	ABS
max. tightening torque of nuts	1 Nm
class of protection to EN 60529	IP 67
operating temperature	-25°C to +70°C
storage temperature	-40°C to +85°C
weight	2 x 15 g
further versions	single transmitter/receiver

technical features/characteristics

controls	control input
scope for settings	Teach-in
indicators	LED green (transmitter and receiver: working), LED yellow (only receiver: switch status)
particularities	receiver for ultrasonic through-beam barrier transmitter for ultrasonic through-beam barrier

ews-15/M18/CD Set

pin assignment



order no.

ews-15/M18/CD Set

The content of this document is subject to technical changes.
Specifications in this document are presented in a descriptive way
only. They do not warrant any product features.