

Extract from our online catalogue:

wms-600/RT

Current to: 2023-11-13



The wms sensors are designed for use in microprocessor controllers with signal evaluation performed by the customer.

HIGHLIGHTS

- › Trigger input › for control of the ultrasonic transmitter
- › Echo output › for customer-provided evaluation in the controller

BASICS

- › 1 echo output › with a load up to 10 mA
- › 5 detection ranges with a measurement range of 30 mm to 8 m
- › 0.36 mm resolution
- › 10–30 V operating voltage

Description

The wms sensors

require connection to the customer's own control and signal evaluation equipment.

wms - the inexpensive alternative

to a self-contained sensor when the sensor must be controlled by the customer's system. A microprocessor control is normally required for this.

The "transmitter" signal input

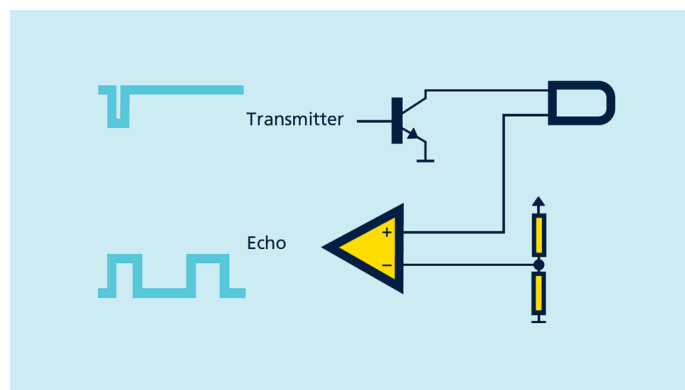
briefly has to be set to $-U_B$ by the control unit via an open-collector circuit. As a result, the wms sensor emits a sound pulse for the time of this signal.

The "echo" signal output

subsequently transmits all echo signals received depending on their duration as 1 bit values (echo yes/no). This takes between 8 and 65 ms depending on the type of sensor. The positive-switched (pnp) output can be loaded with 10 mA. The computation of the distance and subsequent processing is carried out in the customer's control system.

Our project engineers

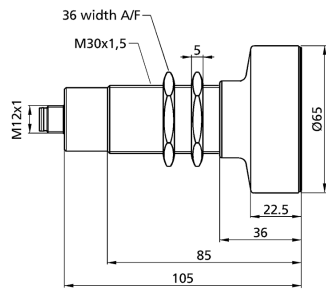
will be happy to assist you in integrating a wms sensor into your control system.




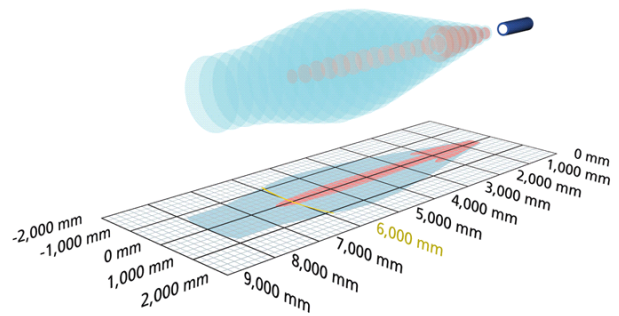
Triggering a wms sensor from the customer's control system

wms-600/RT

scale drawing



detection zone



echo output



8,000 mm

measuring range	800 - 8.000 mm
design	cylindrical M30
operating mode	sensor for evaluators

ultrasonic-specific

means of measurement	echo propagation time measurement
transducer frequency	80 kHz
blind zone	800 mm
operating range	6,000 mm
maximum range	8,000 mm
reproducibility	± 0.15 %
accuracy	temperature drift 0.17 %/K

electrical data

operating voltage U_B	10 - 30 V d.c., reverse polarity protection
voltage ripple	± 10 %
no-load current consumption	≤ 30 mA
type of connection	4-pin M12 initiator plug

wms-600/RT

outputs

output 1	signal output echo pnp: $I_{max} = 10 \text{ mA}$ (signal output echo)
----------	---

inputs

recommended transmitted pulse length	350 μs
recommended measuring cycle time	65 ms
description	controlled by open collector (npn), $I_C \geq 3 \text{ mA}$, $U_{CE} \geq 30 \text{ V}$
input 1	signal input - transmitter

housing

material	brass sleeve, nickel-plated, plastic parts, PBT
ultrasonic transducer	polyurethane foam, epoxy resin with glass contents
class of protection to EN 60529	IP 65
operating temperature	-25°C to +70°C
storage temperature	-40°C to +85°C
weight	320 g
further versions	stainless steel cable connection (on request)

technical features/characteristics

controls	no
scope for settings	no
Synchronisation	yes
multiplex	yes
indicators	no

pin assignment



order no. **wms-600/RT**

The content of this document is subject to technical changes.
Specifications in this document are presented in a descriptive way
only. They do not warrant any product features.